

# Sharing the Kindness News

(Prep - Ages 5-6):

## Lesson 5 of 9

### Lesson Summary

This lesson empowers students to become "Kindness Reporters" and share the wonderful things they have learned about helping. Building on previous lessons, students will recall key ideas about kindness, helping teams, and the "magical gift." They will then create their own "Kindness News" card to take home, giving them a fun and tangible tool to help them share these positive stories with their families in a gentle, child-led way.

### Learning Intentions

Students will .....

- Remember the important ideas we have learned about being a helper.
- Understand that it feels good to share happy and kind news with others.
- Create a "Kindness News" card to help us share our stories with our families.

### Success Criteria

Students can .....

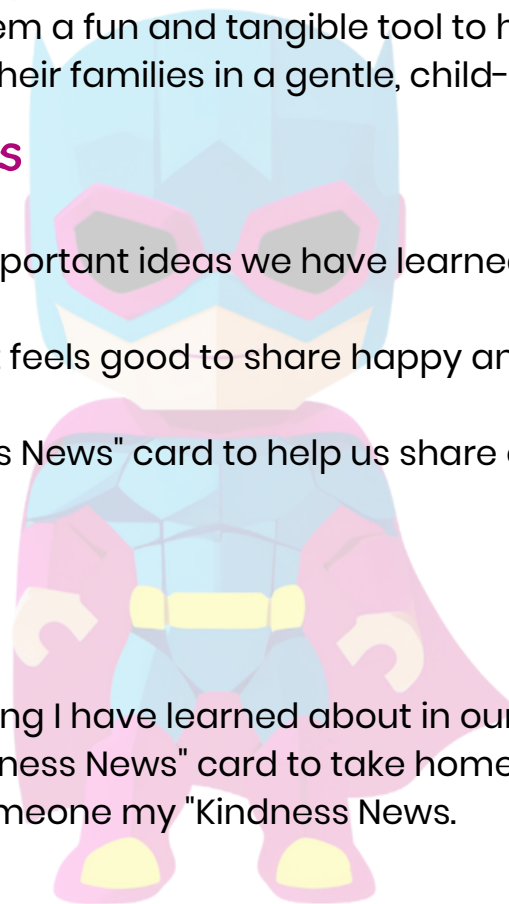
- Name one kind thing I have learned about in our lessons.
- Help make a "Kindness News" card to take home.
- Practise telling someone my "Kindness News."

### Lesson Details

|                      |  |
|----------------------|--|
| Time:                | 30 minutes   |
| Year Level:          | Foundation / Prep (Ages 5-6)                                 |
| Unit:                | This is Lesson 5 of 9 in the series.                         |
| Educational Partner: | This lesson is adapted from resources provided by DonateLife |

### General Capabilities


Personal and Social Capability, Literacy, Critical and Creative Thinking.



# Lesson Guides and Printables

## Lesson Plan

[Download PDF](#)



**Sharing the Kindness News**  
(Prep - Ages 5-6)  
Lesson 5 of 9

**Lesson Overview**

Lesson Title: Sharing the Kindness News  
Year Level: Prep (Ages 5-6)  
Lesson Duration: 30 minutes  
Key Focus Areas: Understanding kindness, sharing, and helping others  
Curriculum Links: Australian Curriculum - Health and Physical Education (Foundation)  
• ACSE1P02: Practise personal and social skills to interact with others with care, empathy and respect.  
• ACSE1P08: Create and participate in shared editing of short written, oral, visual and multimodal texts to report on a topic, express an opinion or tell a story.  
• ACAYAM02: Use and experiment with different materials, techniques, technologies and processes to make artworks.

**Learning Intentions**

- Remember the important ideas we have learned about being a helper.
- Understand that it feels good to share happy and kind news with others.
- Create a "Kindness News" card to help us share our stories with our families.


**Success Criteria**

- Name one kind thing I have learned about in our lessons.
- Help make a "Kindness News" card to take home.
- Practise telling someone my "Kindness News."

Page 1 of 5

## Student Worksheet

[Download PDF](#)



**Sharing the Kindness News**  
(Prep - Ages 5-6)  
Lesson 5 of 9

Name: \_\_\_\_\_ Class: \_\_\_\_\_

**Student Worksheet**

Activity 1: Kindness News!

Task: Draw a picture of something amazing you learned about helping. Print this page and fold it in the middle to make your Kindness News card!


**My Big Kindness Story!**  
Draw a picture of something amazing you learned about helping.

**Kindness News!**  
Reporting by: \_\_\_\_\_

Page 1 of 1

## Teacher Content Info

[Download PDF](#)



**Sharing the Kindness News**  
(Prep - Ages 5-6)  
Lesson 5 of 9

Name: \_\_\_\_\_ Class: \_\_\_\_\_

**Teacher Preparation**

Introduction for Teachers

This lesson marks a shift from learning about kindness to actively sharing it. Students will be empowered as "Kindness Reporters," whose special job it is to report on all the good news about helping that they have learned. The lesson consolidates the key concepts from the previous four lessons into simple, positive "news headlines" that the children can feel proud to share.

The core activity is creating a "Kindness News" card to take home. This is not a homework assignment or a prompt for a serious family discussion. Instead, it is a fun, child-led tool that allows the student to share what they've learned in a playful and natural way, giving families a gentle opening to talk more if they choose. The focus is on celebrating and sharing positive stories.

Page 1 of 4



# Curriculum Mapping and Links

## Australian Curriculum (v9.0)

| Subject                       | Strand                                | Content Descriptor  |
|-------------------------------|---------------------------------------|---|
| Health and Physical Education | Personal, Social and Community Health | <a href="#"><u>AC9HPFP02</u></a> : Practise personal and social skills to interact with others with care, empathy and respect.  |
| English                       | Literacy                              | <a href="#"><u>AC9EFLY06</u></a> : Create and participate in shared editing of short written, oral, visual and multimodal texts to report on a topic, express an opinion or tell a story. |
| The Arts (Visual Arts)        | Creating                              | <a href="#"><u>ACAVAM107</u></a> : Use and experiment with different materials, techniques, technologies and processes to make artworks.  |

## Queensland Curriculum (QCAA)

| Subject                       | Syllabus   | Content Description  |
|-------------------------------|------------|--|
| Health and Physical Education | Foundation | Explore how to interact with others with care, empathy and respect.                      |
| English                       | Foundation | Create short texts to express ideas and opinions for known audiences.                    |
| The Arts (Visual Arts)        | Foundation | Experiment with and use art elements, principles, materials, technologies and processes. |



## Resources Required

- A "reporter's hat" or a toy microphone for the teacher to use as a prop.
- A large piece of paper for a class brainstorm, titled "Our Kindness News!"
- A pre-folded A4 card for each student (to be their "Kindness News" card).
- Crayons, markers, and stickers.
- A picture book about sharing stories or news (e.g., The Knight Who Wouldn't Fight by Helen Docherty).

## Skills

- Communication
- Recalling information
- Summarising (simple)
- Creative expression
- Confidence

## Teacher Preparation

- Prepare the "Kindness News" brainstorm chart and the folded cards for students.
- The goal of this lesson is not to have children initiate a serious conversation about organ donation. It is to empower them to share the positive and magical stories of helping they have learned. This provides a gentle, child-led opening for families to talk further if they wish. The focus must remain on the fun of being a "reporter" sharing good news.

## Additional Information

This lesson has been created as part of Donate Buddies, a program designed to help young children explore kindness, sharing, and the importance of helping others. By introducing these concepts in a fun, age-appropriate, and engaging way, children begin to understand the power of kindness and how their actions can make a big difference.

Organ, eye, and tissue donation is a real-life example of this kindness, where one person can help save the lives of many others. While most people can donate tissue, only a small number of people who pass away in hospitals can become organ donors. One organ donor alone can save up to seven lives and help many more people through eye and tissue donation.

