

Kindness Champions

(Year 2 - Ages 7-8):

Lesson 8 of 9

Lesson Summary

This lesson empowers students to become "Kindness Champions," learning how to share important ideas with others. Students will explore how sharing a positive message can help spread kindness throughout the school and community. Through a fun brainstorming session and a creative "Kindness Poster" activity, they will learn to craft a simple, powerful message. The lesson gently frames the idea of "spreading the word" about organ and tissue donation as an important job for a Kindness Champion, helping everyone understand the power of this gift.

Learning Intentions

Students will

- Understand that sharing a kind message is an important job.
- Explore different ways to create and share a message with others.
- Recognise that telling others about the gift of donation helps more people understand its kindness.

Success Criteria

Students can

- Explain why it is good to share kind ideas with others.
- Design a "Kindness Poster" with a clear and positive message.
- Choose one person or group they would like to share their message with.

Lesson Details

Time:	30 minutes
Year Level:	Year 2 (Ages 7-8)
Unit:	This is Lesson 8 of 9 in the series.
Educational Partner:	This lesson is adapted from resources provided by DonateLife

General Capabilities

Personal and Social Capability, Ethical Understanding, Critical and Creative Thinking, Literacy.

Page 1 of 4



Lesson Guides and Printables

Lesson Plan


[Download PDF](#)

Student Worksheet

[Download PDF](#)

Teacher Content Info

[Download PDF](#)



Kindness Champions
(Year 2 - Ages 7-8)
Lesson 8 of 9

Lesson Overview

Lesson Title: Kindness Champions
Year Level: Year 2 (Ages 7-8)
Lesson Duration: 30 minutes
Key Focus Areas: Understanding empathy and the reasons for helping others.
Curriculum Links: Australian Curriculum - Health and Physical Education (Foundation)
• AC918-2P06: Identify how valuing diversity and being inclusive can influence the wellbeing of the community.
• AC918-2L05: Create and edit short texts for a range of purposes, including to express an opinion or recount a real or imagined event, using text features, sentence-level grammar, punctuation and spelling.
• AC918-2SC2: Create and shape media artworks to share ideas, experiences and emotions with audiences.


Learning Intentions

- Understand that sharing a kind message is an important job.
- Explore different ways to create and share a message with others.
- Recognise that telling others about the gift of donation helps more people understand its kindness.

Success Criteria

- Explain why it is good to share kind ideas with others.
- Design a "Kindness Poster" with a clear and positive message.
- Choose one person or group they would like to share their message with.

Page 1 of 5



Kindness Champions
(Year 2 - Ages 7-8)
Lesson 8 of 9


Name: _____ Class: _____

Student Worksheet

Activity: My Kindness Poster

Task: You are a Kindness Champion! Create a poster with a powerful, kind message. Use big letters and a bright picture to help everyone understand your idea.

Page 1 of 2



Kindness Champions
(Year 2 - Ages 7-8)
Lesson 8 of 9

Name: _____ Class: _____

Teacher Preparation

Introduction for Teachers

This lesson adapts the complex themes of "raising awareness" and "campaigning" into an empowering and age-appropriate role for Year 2 students: the "Kindness Champion". The goal is to help children understand that they have the power to share important, positive messages with others. The lesson uses props and a "poster" to make the abstract idea of advocacy feel fun, tangible, and heroic.

The core objective is to build an understanding that sharing good ideas is an important job. This creates a positive context for framing the act of "spreading the word" about organ donation as a vital mission for a Kindness Champion, helping to build community understanding and support for this ultimate act of generosity.

Page 1 of 4



Curriculum Mapping and Links

Australian Curriculum (v9.0)

Subject	Strand	Content Descriptor
Health and Physical Education	Personal, Social and Community Health	AC9HP2P06 : Identify how valuing diversity and being inclusive can influence the wellbeing of the community.
English	Creating texts	AC9E2LY06 : Create and edit short texts for a range of purposes, including to express an opinion or recount a real or imagined event, using text features, sentence-level grammar, punctuation and spelling.
The Arts (Media Arts)	Creating	AC9AMA2C01 : Create and shape media artworks to share ideas, experiences and emotions with audiences.

Queensland Curriculum (QCAA)

Subject	Syllabus	Content Description
Health and Physical Education	Year 2	Identify and practise strategies to promote their own and others' health, safety and wellbeing.
English	Year 2	Create a range of texts for purposes and audiences.
The Arts (Media Arts)	Year 2	Create media artworks that communicate ideas and stories to an audience.



Resources Required

- A "Kindness Champion" cape or sash (as a prop).
- Examples of simple, positive posters or signs.
- A "Kindness Poster" worksheet for each student (or A4 paper).
- Markers, crayons, and coloured pencils.
- "Kindness Champion" stickers or badges (optional).

Skills

- Communication
- Persuasive thinking (simple)
- Creativity
- Planning and designing
- Empathy

Teacher Preparation

- Prepare the "Kindness Champion" prop and examples of posters.
- The core of this lesson is to transform the concept of "advocacy" or "campaigning" into the fun, empowering role of a "Kindness Champion." The focus is on the positive action of creating and sharing a message, rather than on complex marketing strategies. This allows students to feel a sense of agency and purpose in a way that is meaningful to them.

Additional Information

This lesson has been created as part of Donate Buddies, a program designed to help young children explore kindness, sharing, and the importance of helping others. By introducing these concepts in a fun, age-appropriate, and engaging way, children begin to understand the power of kindness and how their actions can make a big difference.

Organ, eye, and tissue donation is a real-life example of this kindness, where one person can help save the lives of many others. While most people can donate tissue, only a small number of people who pass away in hospitals can become organ donors. One organ donor alone can save up to seven lives and help many more people through eye and tissue donation.

