

Superhero Hall of Fame

(Year 3 - Ages 8-9):

Lesson 9 of 9

Lesson Summary

This final lesson is a grand celebration of the entire unit, culminating in the creation of a "Superhero Hall of Fame." Students will reflect on all the heroes and concepts they've learned, from the "Kindness Blueprint" to the "Hero Story." In a creative activity, each student will design a special award or plaque for their favourite Donate Buddy or heroic concept. The lesson concludes by honouring the act of organ and tissue donation as the ultimate entry into the Hall of Fame, celebrating it as the greatest act of heroism and kindness.

Learning Intentions

Students will

- Reflect on and consolidate their learning about kindness, the body, and helping others.
- Understand that all acts of kindness, big and small, are heroic and worthy of celebration.
- Celebrate organ donation as a profound act of heroism.

Success Criteria

Students can

- Share one important idea they have learned during the unit.
- Explain why their chosen hero or concept deserves to be in the "Hall of Fame."
- Create an award that celebrates an act of kindness or a Donate Buddy hero.

Lesson Details

Time:	30 minutes
Year Level:	Year 3 (Ages 8-9)
Unit:	This is Lesson 9 of 9 in the series.
Educational Partner:	This lesson is adapted from resources provided by DonateLife

General Capabilities

Personal and Social Capability, Ethical Understanding, Critical and Creative Thinking.


Page 1 of 4



Lesson Guides and Printables

Lesson Plan

[Download PDF](#)



Superhero Hall of Fame
(Year 3 - Ages 8-9)
Lesson 9 of 9

Lesson Overview

Lesson Title: Superhero Hall of Fame
Year Level: Year 3 (Ages 8-9)
Lesson Duration: 30 minutes
Key Focus Areas: Reflecting on, synthesising, and celebrating the unit's key concepts of kindness and helping.

Curriculum Links:

Australian Curriculum - Health and Physical Education (Foundation)

- ACHE102: Investigate and apply behaviours that contribute to their own and others' health, safety, relationships and wellbeing.
- ACERLY02: Use interaction skills to contribute to conversations and discussions to share information and ideas.
- ACBAAM02: Use art-making skills and techniques to explore and represent ideas and experiences.

Learning Intentions

- Reflect on and consolidate their learning about kindness, the body, and helping others.
- Understand that all acts of kindness, big and small, are heroic and worthy of celebration.
- Celebrate organ donation as a profound act of heroism.


Success Criteria

- Share one important idea they have learned during the unit.
- Explain why their chosen hero or concept deserves to be in the "Hall of Fame."
- Create an award that celebrates an act of kindness or a Donate Buddy hero.

Page 1 of 5

Student Worksheet

[Download PDF](#)



Superhero Hall of Fame
(Year 3 - Ages 8-9)
Lesson 9 of 9

Name: _____ Class: _____

Student Worksheet

Activity: My Hall of Fame Nominee

Task: You are a judge for the Superhero Hall of Fame! Which hero or kind idea from our lessons do you nominate for the biggest award? Write down your nominee and one reason why they deserve to win.


My Nominee for the Hall of Fame is:

Reason they deserve to win:

Page 1 of 2

Teacher Content Info

[Download PDF](#)



Superhero Hall of Fame
(Year 3 - Ages 8-9)
Lesson 9 of 9

Name: _____ Class: _____

Teacher Preparation

Introduction for Teachers

This final lesson is a celebration and synthesis of the entire unit, using the magical metaphor of a "Superhero Hall of Fame." The goal is to help children reflect on their learning journey and understand that every individual act of kindness, no matter how small, contributes to a beautiful and powerful whole. The lesson uses a large, collaborative poster to visually represent this collective achievement.

The core objective is to consolidate the students' understanding in a joyful and memorable way. By framing their learning as nominations for a "Hall of Fame," they can see how each concept—from the Kindness Blueprint to the "Hero Story"—builds upon the last. This culminates in framing the gift of donation as the most powerful and beautiful entry into the Hall of Fame, a final, hopeful celebration of generosity.

Page 1 of 4



Curriculum Mapping and Links

Australian Curriculum (v9.0)

Subject	Strand	Content Descriptor
Health and Physical Education	Personal, Social and Community Health	AC9HP4P06 : Investigate and apply behaviours that contribute to their own and others' health, safety, relationships and wellbeing.
English	Interacting with others	AC9E3LY02 : Use interaction skills to contribute to conversations and discussions to share information and ideas.
The Arts (Visual Arts)	Creating	AC9AVA4C01 : Use art-making skills and techniques to explore and represent ideas and experiences.

Queensland Curriculum (QCAA)

Subject	Syllabus	Content Description
Health and Physical Education	Year 3	Describe and apply strategies that promote their own and others' health, safety and wellbeing.
English	Year 3	Listen to and contribute to conversations and discussions to share information and ideas.
The Arts (Visual Arts)	Year 3	Create artworks that communicate ideas, concepts, observations, feelings and experiences.



Resources Required

- A large "Superhero Hall of Fame" banner or poster.
- Work from previous lessons displayed around the room (e.g., blueprints, keys, posters).
- "Hall of Fame Award" worksheets (shaped like trophies, medals, or plaques).
- Craft supplies: gold and silver paper, glitter, markers, crayons.
- Upbeat, celebratory music (optional).

Skills

- Reflection
- Synthesis
- Communication
- Creative expression
- Public speaking (informal)

Teacher Preparation

- Prepare the "Hall of Fame" banner and the award templates.
- Display the students' previous work to create a gallery of their learning journey.
- The core of this lesson is celebration and reflection. The "Hall of Fame" metaphor provides a fun and high-status conclusion to the unit, allowing students to feel a sense of pride and accomplishment in their learning, and to honour the concepts and characters they have explored.

Additional Information

This lesson has been created as part of Donate Buddies, a program designed to help young children explore kindness, sharing, and the importance of helping others. By introducing these concepts in a fun, age-appropriate, and engaging way, children begin to understand the power of kindness and how their actions can make a big difference.

Organ, eye, and tissue donation is a real-life example of this kindness, where one person can help save the lives of many others. While most people can donate tissue, only a small number of people who pass away in hospitals can become organ donors. One organ donor alone can save up to seven lives and help many more people through eye and tissue donation.

