

The Friendship Key

(Year 3 - Ages 8-9):

Lesson 2 of 9

Lesson Summary

This lesson explores the idea that to share an important message, we need to understand what matters to others, framed as finding the right "Friendship Key." Students will learn that different people and groups (like families, sports teams, or clubs) have different values and interests. Through a fun "What's the Key?" scenario game and a creative design activity, students will craft a special key for a group they know well. The lesson gently connects this to organ and tissue donation, showing that the best way to talk about this kind idea is to understand what is important to your family first.

Learning Intentions

Students will

- Understand that different people and groups value different things.
- Explore how to share an idea in a way that others will understand and appreciate.
- Recognise that understanding our family helps us share important promises like the gift of donation.

Success Criteria

Students can

- Identify something that is important to a group they belong to.
- Explain why it's good to think about others before sharing a big idea.
- Design a "Friendship Key" that represents the values of a specific group.

Lesson Details

Time:	30 minutes
Year Level:	Year 3 (Ages 8-9)
Unit:	This is Lesson 2 of 9 in the series.
Educational Partner:	This lesson is adapted from resources provided by Donatelife

General Capabilities

Personal and Social Capability, Ethical Understanding, Critical and Creative Thinking, Intercultural Understanding.


Page 1 of 4



Lesson Guides and Printables

Lesson Plan

[Download PDF](#)



The Friendship Key
(Year 3 - Ages 8-9)
Lesson 2 of 9

Lesson Overview

Lesson Title: The Friendship Key
Year Level: Year 3 (Ages 8-9)
Lesson Duration: 30 minutes
Key Focus Areas: Understanding perspective-taking, empathy, and how to communicate effectively.
Curriculum Links: Australian Curriculum - Health and Physical Education (Foundation)

- AC91E102: Analyse how behaviours and actions influence the connections and relationships people have with others.
- AC91E103: The importance of rules and laws in the community and the consequences of breaking them. (Links to group norms/values)
- AC91A102: Use art-making skills and techniques to explore and represent ideas and experiences.

Learning Intentions

- Understand that different people and groups value different things.
- Explore how to share an idea in a way that others will understand and appreciate.
- Recognise that understanding our family helps us share important promises like the gift of donation.


Success Criteria

- Identify something that is important to a group they belong to.
- Explain why it's good to think about others before sharing a big idea.
- Design a "Friendship Key" that represents the values of a specific group.

Page 1 of 5

Student Worksheet

[Download PDF](#)



The Friendship Key
(Year 3 - Ages 8-9)
Lesson 2 of 9

Name: _____ Class: _____

Student Worksheet

Activity: What's the Key?


Task: To be a good friend you need to find the "Friendship Key" by understanding what is important to others. Think of a group you are in (like your family, your class, or a sports team). List or draw three things that are important to your group.

My Group: _____

Page 1 of 2

Teacher Content Info

[Download PDF](#)



The Friendship Key
(Year 3 - Ages 8-9)
Lesson 2 of 9

Name: _____ Class: _____

Teacher Preparation

Introduction for Teachers

This lesson adapts the complex theme of "Understanding an audience" into an engaging and accessible metaphor for Year 3 students: finding the right "Friendship Key." The goal is to help children understand that different people and groups have different values, interests, and ways of seeing the world. The lesson uses a physical "Mystery Box" and different "keys" to create a memorable, hands-on puzzle that illustrates this concept.

The core objective is to build an understanding that to connect with others and share important ideas, we first need to understand what matters to them. This creates a respectful and empathetic foundation for framing family conversations about organ donation, highlighting that the "key" to a good discussion is knowing and respecting your family's values.

Page 1 of 4



Curriculum Mapping and Links

Australian Curriculum (v9.0)

Subject	Strand	Content Descriptor
Health and Physical Education	Personal, Social and Community Health	AC9HP4P02 : Analyse how behaviours and actions influence the connections and relationships people have with others.
Humanities and Social Sciences (HASS)	Civics and Citizenship	AC9HS3K07 : The importance of rules and laws in the community and the consequences of breaking them. (Links to group norms/values).
The Arts (Visual Arts)	Creating	AC9AVA4C01 : Use art-making skills and techniques to explore and represent ideas and experiences.

Queensland Curriculum (QCAA)

Subject	Syllabus	Content Description
Health and Physical Education	Year 3	Describe and apply strategies that promote their own and others' health, safety and wellbeing.
HASS	Year 3	How and why rules and laws are made and enforced.
The Arts (Visual Arts)	Year 3	Create artworks that communicate ideas, concepts, observations, feelings and experiences.



Resources Required

- A decorated box with a large lock drawn on it (the "Mystery Box").
- Several large, pre-cut "keys" made of cardboard with different shapes (e.g., a heart, a star, a soccer ball).
- A "Friendship Key" worksheet for each student.
- Markers, crayons, and coloured pencils.
- A picture book about understanding others' perspectives (e.g., Hey, Little Ant by Phillip and Hannah Hoose).

Skills

- Perspective-taking
- Empathy
- Communication
- Critical thinking
- Creative design

Teacher Preparation

- Prepare the "Mystery Box" and the large cardboard keys.
- The core of this lesson is the "Friendship Key" metaphor. It transforms the abstract concept of "understanding your audience" into a tangible, puzzle-solving activity. The focus is on discovering that the "key" to connecting with people is understanding what they care about. This provides a gentle and respectful framework for approaching conversations about important topics.

Additional Information

This lesson has been created as part of Donate Buddies, a program designed to help young children explore kindness, sharing, and the importance of helping others. By introducing these concepts in a fun, age-appropriate, and engaging way, children begin to understand the power of kindness and how their actions can make a big difference.

Organ, eye, and tissue donation is a real-life example of this kindness, where one person can help save the lives of many others. While most people can donate tissue, only a small number of people who pass away in hospitals can become organ donors. One organ donor alone can save up to seven lives and help many more people through eye and tissue donation.

