

The Symphony of Kindness

(Year 2 - Ages 7-8):

Lesson 9 of 9

Lesson Summary

This final lesson celebrates the unit's journey by creating a collaborative "Symphony of Kindness." Students will reflect on all they have learned about helping, sharing, and kindness, understanding that each good deed is like a musical note. Through a fun, creative activity, they will compose their own "kindness notes" and bring them together to create a beautiful class display. The lesson culminates in celebrating the idea that the gift of organ and tissue donation is the most powerful and beautiful note in the symphony of life, creating a masterpiece of generosity and hope.

Learning Intentions

Students will

- Understand that every kind act contributes to a bigger picture.
- Reflect on the different ways they have learned to be kind and helpful.
- Celebrate the idea that kindness creates something beautiful in the world.

Success Criteria

Students can

- Share one thing they have learned about kindness.
- Create a "Kindness Note" representing a key idea from the unit.
- Explain that many acts of kindness together make a big, beautiful difference.

Lesson Details

Time:	30 minutes
Year Level:	Year 2 (Ages 7-8)
Unit:	This is Lesson 9 of 9 in the series.
Educational Partner:	This lesson is adapted from resources provided by DonateLife

General Capabilities

Personal and Social Capability, Ethical Understanding, Critical and Creative Thinking, Intercultural Understanding.


Page 1 of 4



Lesson Guides and Printables

Lesson Plan

[Download PDF](#)



The Symphony of Kindness
(Year 2 - Ages 7-8)
Lesson 9 of 9

Lesson Overview

Lesson Title: The Symphony of Kindness
Year Level: Year 2 (Ages 7-8)
Lesson Duration: 30 minutes
Key Focus Areas: Understanding empathy and the reasons for helping others.
Curriculum Links: Australian Curriculum - Health and Physical Education (Foundation)

- **AC:HE2P02** Identify how valuing diversity and being inclusive can influence the wellbeing of the community.
- **AC:CE2L02** Use interaction skills including turn-taking, speaking clearly, and listening to others' ideas.
- **AC:IS2A02** Create and perform artworks that communicate ideas and intentions.

Learning Intentions

- Understand that every kind act contributes to a bigger picture.
- Reflect on the different ways they have learned to be kind and helpful.
- Celebrate the idea that kindness creates something beautiful in the world.


Success Criteria

- Share one thing they have learned about kindness.
- Create a "Kindness Note" representing a key idea from the unit.
- Explain that many acts of kindness together make a big, beautiful difference.

Page 1 of 5

Student Worksheet

[Download PDF](#)




The Symphony of Kindness
(Year 2 - Ages 7-8)
Lesson 9 of 9

Name: _____ Class: _____

Student Worksheet

Activity: My Kindness Note


Task: Our symphony is made of many kind ideas. On the musical note below, draw or write about the most important thing you learned about kindness.



Page 1 of 2

Teacher Content Info

[Download PDF](#)



The Symphony of Kindness
(Year 2 - Ages 7-8)
Lesson 9 of 9

Name: _____ Class: _____

Teacher Preparation

Introduction for Teachers

This final lesson is a celebration and synthesis of the entire unit, using the magical metaphor of a "Symphony of Kindness." The goal is to help children reflect on their learning journey and understand that every individual act of kindness, no matter how small, contributes to a beautiful and powerful whole. The lesson uses a large, collaborative poster to visually represent this collective achievement.

The core objective is to consolidate the students' understanding in a joyful and memorable way. By framing their learning as musical "notes," they can see how each concept—from helping others and sharing promises to the ripple effect—builds upon the last. This culminates in framing the gift of donation as the most powerful and beautiful crescendo in the symphony of life, a final, hopeful note of generosity.

Page 1 of 4



Curriculum Mapping and Links

Australian Curriculum (v9.0)

Subject	Strand	Content Descriptor
Health and Physical Education	Personal, Social and Community Health	AC9HP2P06 : Identify how valuing diversity and being inclusive can influence the wellbeing of the community.
English	Interacting with others	AC9E2LY02 : Use interaction skills including turn-taking, speaking clearly, and listening to others' ideas.
The Arts (Music)	Creating	AC9AMA2C01 : Create and perform artworks that communicate ideas and intentions.

Queensland Curriculum (QCAA)

Subject	Syllabus	Content Description
Health and Physical Education	Year 2	Identify and practise strategies to promote their own and others' health, safety and wellbeing.
English	Year 2	Listen to and contribute to conversations and discussions to share information and ideas.
The Arts (Music)	Year 2	Create and perform music to communicate ideas to an audience.



Resources Required

- A large poster with blank musical staves drawn on it.
- Simple percussion instruments (optional, for atmosphere).
- A "Kindness Note" worksheet for each student (or pre-cut musical note shapes).
- Markers, crayons, and coloured pencils.
- A compilation of the class's work from previous lessons (e.g., the Promise Tree, Kindness Posters).

Skills

- Reflection
- Synthesis
- Collaboration
- Creative expression
- Communication

Teacher Preparation

- Prepare the large "Symphony of Kindness" poster.
- Have the cut-out musical notes ready.
- Display the work from previous lessons around the room to act as prompts.
- The core of this lesson is to be a celebratory culmination. It reframes the complex idea of "inspiring action" into a beautiful, collaborative artwork—the "Symphony of Kindness." The focus is on reviewing, remembering, and feeling proud of all the concepts the students have learned throughout the unit.

Additional Information

This lesson has been created as part of Donate Buddies, a program designed to help young children explore kindness, sharing, and the importance of helping others. By introducing these concepts in a fun, age-appropriate, and engaging way, children begin to understand the power of kindness and how their actions can make a big difference.

Organ, eye, and tissue donation is a real-life example of this kindness, where one person can help save the lives of many others. While most people can donate tissue, only a small number of people who pass away in hospitals can become organ donors. One organ donor alone can save up to seven lives and help many more people through eye and tissue donation.

