

# The Promise Tree

(Year 2 - Ages 7-8):

## Lesson 6 of 9

### Lesson Summary

This lesson introduces the concept of making a promise as a powerful act of kindness. Students will be introduced to a magical "Promise Tree" that grows strong when people make and share kind promises. Through storytelling and a creative activity, students will learn that making a promise is a special choice, and sharing that promise with family is what helps it come true. The lesson gently frames the decision to be an organ donor as a "promise of kindness," highlighting that telling your family is the most important step in honouring that promise.

### Learning Intentions

Students will .....

- Understand that making a promise is a special and important choice.
- Explore the idea that sharing a promise helps it to be fulfilled.
- Recognise that telling your family about your promise to be a donor is a crucial act of love and trust.

### Success Criteria

Students can .....

- Describe one kind promise they would like to make.
- Explain why it is important to share a big promise with their family.
- Create a "Promise Leaf" to represent their commitment to kindness.

### Lesson Details

Time:	30 minutes
Year Level:	Year 2 (Ages 7-8)
Unit:	This is Lesson 6 of 9 in the series.
Educational Partner:	This lesson is adapted from resources provided by DonatLife

### General Capabilities


Personal and Social Capability, Ethical Understanding, Critical and Creative Thinking.



# Lesson Guides and Printables

## Lesson Plan

[Download PDF](#)



**The Promise Tree**  
(Year 2 - Ages 7-8)  
Lesson 6 of 9

**Lesson Overview**

Lesson Title: The Promise Tree  
Year Level: Year 2 (Ages 7-8)  
Lesson Duration: 30 minutes  
Key Focus Areas: Understanding empathy and the reasons for helping others.

**Curriculum Links**

Australian Curriculum - Health and Physical Education (Foundation)

- AC9PE2P05: Describe how choices and actions can be influenced by people and places.
- AC9PE2V02: Use interaction skills including turn-taking, speaking clearly, and listening to others' ideas.
- AC9SAV2C03: Use materials, techniques and technologies to explore art making, and represent ideas and experiences.

**Learning Intentions**

- Understand that making a promise is a special and important choice.
- Explore the idea that sharing a promise helps it to be fulfilled.
- Recognise that telling your family about your promise to be a donor is a crucial act of love and trust.


**Success Criteria**

- Describe one kind promise they would like to make.
- Explain why it is important to share a big promise with their family.
- Create a 'Promise Leaf' to represent their commitment to kindness.

Page 1 of 5

## Student Worksheet

[Download PDF](#)



**The Promise Tree**  
(Year 2 - Ages 7-8)  
Lesson 6 of 9

Name: \_\_\_\_\_ Class: \_\_\_\_\_

**Student Worksheet**


Activity: My Promise Leaf

Task: A promise is a special choice you make in your heart. On the leaf below, draw or write a kind promise you would like to make.

Page 1 of 1

## Teacher Content Info

[Download PDF](#)



**The Promise Tree**  
(Year 2 - Ages 7-8)  
Lesson 6 of 9

Name: \_\_\_\_\_ Class: \_\_\_\_\_

**Teacher Preparation**

**Introduction for Teachers**

This lesson adapts the complex theme of 'consent' and 'family discussion' into a tangible and positive concept for Year 2 students: 'The Promise Tree.' The goal is to help children understand that making a promise is a special personal choice, and that sharing that promise with family is what gives it strength. The lesson uses a physical 'Promise Tree' as a central prop to make this idea concrete and meaningful.

The core objective is to build an understanding that when we make a very important promise to help someone, our family are the most important people to share it with. This creates a powerful and positive context for framing the decision to be a donor as a 'promise of kindness,' where telling your family is the most important step of all.

Page 1 of 4



# Curriculum Mapping and Links

## Australian Curriculum (v9.0)

Subject	Strand	Content Descriptor
Health and Physical Education	Personal, Social and Community Health	<a href="#">AC9HP2P05</a> : Describe how choices and actions can be influenced by people and places.
English	Interacting with others	<a href="#">AC9E2LY02</a> : Use interaction skills including turn-taking, speaking clearly, and listening to others' ideas.
The Arts (Visual Arts)	Creating	<a href="#">AC9AVA2C01</a> : Use materials, techniques and technologies to explore art making, and represent ideas and experiences.

## Queensland Curriculum (QCAA)

Subject	Syllabus	Content Description
Health and Physical Education	Year 2	Identify and practise strategies to promote their own and others' health, safety and wellbeing.
English	Year 2	Listen to and contribute to conversations and discussions to share information and ideas.
The Arts (Visual Arts)	Year 2	Use materials, techniques and technologies to make artworks that represent ideas.



## Resources Required

- A large drawing of a bare tree on poster paper (the "Promise Tree").
- A picture book about promises (e.g., The Keeping Quilt by Patricia Polacco, or a simple teacher-created story).
- Pre-cut leaf shapes from green paper or card.
- Drawing materials: markers, crayons, coloured pencils.
- Glue sticks or tape.

## Skills

- Decision-making
- Communication
- Empathy
- Commitment
- Self-reflection

## Teacher Preparation

- Prepare the "Promise Tree" poster.
- Pre-cut the "Promise Leaves."
- The core of this lesson is the "Promise Tree" metaphor. It transforms the formal concept of "consent" into the positive, child-friendly action of "making a kind promise." The focus is on personal choice and the importance of communication within a family, which is the central message of the higher-level DonateLife curriculum.

## Additional Information

This lesson has been created as part of Donate Buddies, a program designed to help young children explore kindness, sharing, and the importance of helping others. By introducing these concepts in a fun, age-appropriate, and engaging way, children begin to understand the power of kindness and how their actions can make a big difference.

Organ, eye, and tissue donation is a real-life example of this kindness, where one person can help save the lives of many others. While most people can donate tissue, only a small number of people who pass away in hospitals can become organ donors. One organ donor alone can save up to seven lives and help many more people through eye and tissue donation.

