

Our Kindness Celebration: A Ripple of a Song

(Year 1 - Ages 6-7):

Lesson 9 of 9

Lesson Summary

This final, celebratory lesson brings the entire unit to a joyful conclusion. Students will review their journey of learning about the "ripple effect of kindness" and will celebrate by learning a special, memorable song that consolidates the key messages of the unit. To honour their role as "Kindness Ambassadors," they will create and receive their own official certificate, celebrating their new understanding of empathy, helping, and the gift of donation.

Learning Intentions

Students will

- Remember and celebrate the key ideas we have learned about kindness.
- Learn and sing a song that tells the story of the "kindness ripple."
- Create a special certificate to celebrate becoming a "Kindness Ambassador."

Success Criteria

Students can

- Sing the "Kindness Ripple" song with my class.
- Name one important idea I learned about helping others.
- Decorate my "Kindness Ambassador" certificate with pride

Lesson Details

Time:	30 minutes
Year Level:	Year 1 (Ages 6-7)
Unit:	This is Lesson 9 of 9 in the series.
Educational Partner:	This lesson is adapted from resources provided by DonateLife

General Capabilities


Personal and Social Capability, Literacy, Critical and Creative Thinking.



Lesson Guides and Printables

Lesson Plan

[Download PDF](#)



Our Kindness Celebration: A Ripple of a Song
(Year 1 - Ages 6-7)
Lesson 9 of 9

Lesson Overview

Lesson Title: Our Kindness Celebration: A Ripple of a Song
Year Level: Year 1 (Ages 6-7)
Lesson Duration: 30 minutes
Key Focus Areas: Understanding kindness, helping, and the positive impact of our actions.
Curriculum Links: Australian Curriculum - Health and Physical Education (Foundation)
• ACHEP2002: Describe how respect, empathy and compassion can be expressed to build positive relationships.
• ACESU003: Identify the basic needs of plants and animals, including air, water, food or shelter, and describe how the places they live meet those needs.
• ACBAV2001: Use materials, techniques and technologies to explore art making, and represent ideas and experiences.

Learning Intentions

- Remember and celebrate the key ideas we have learned about kindness.
- Learn and sing a song that tells the story of the "kindness ripples."
- Create a special certificate to celebrate becoming a "Kindness Ambassador."


Success Criteria

- Sing the "Kindness Ripples" song with my class.
- Name one important idea I learned about helping others.
- Decorate my "Kindness Ambassador" certificate with pride.

Page 1 of 5

Student Worksheet

[Download PDF](#)



Our Kindness Celebration: A Ripple of a Song
(Year 1 - Ages 6-7)
Lesson 9 of 9

Name: _____ Class: _____

Student Worksheet

Activity: Decorate your "Official Certificate of Kindness"

Task: Decorate this space with your favourite symbols of kindness!

Official Certificate of Kindness
★ Kindness Ambassador ★

This certificate is proudly presented to:

(Write Your Name Here)

For completing the Kindness Ambassador training and for learning how one small choice can start a big ripple of kindness in the world!


Decorate this space with your favourite symbols of kindness!

Teacher: _____ Date: _____

Page 1 of 1

Teacher Content Info

[Download PDF](#)



Our Kindness Celebration: A Ripple of a Song
(Year 1 - Ages 6-7)
Lesson 9 of 9

Name: _____ Class: _____

Teacher Preparation

Introduction for Teachers

This final lesson is a joyful celebration of the entire learning journey for the Year 1 students. The theme for older students, "Music to Inspire Action," is adapted here into a fun, musical culmination that reinforces and celebrates all that has been learned. The goal is to leave students with a lasting, positive impression of their capacity for kindness and the importance of helping others.

The lesson should feel like a graduation ceremony where students are honoured as official "Kindness Ambassadors." The "Kindness Ripple Song" serves as a powerful and memorable summary of the key concepts from the unit, while the "Kindness Ambassador Certificate" provides a tangible symbol of their achievement and understanding.

Page 1 of 3



Curriculum Mapping and Links

Australian Curriculum (v9.0)

Subject	Strand	Content Descriptor
Health and Physical Education	Personal, Social and Community Health	AC9HP2P02 : Describe how respect, empathy and compassion can be expressed to build positive relationships.
The Arts (Music)	Creating and Making	AC9AMU2C01 : Sing and play to create and perform music that communicates ideas.
The Arts (Visual Arts)	Creating	AC9AVA2C01 : Use materials, techniques and technologies to explore art making, and represent ideas and experiences.

Queensland Curriculum (QCAA)

Subject	Syllabus	Content Description
Health and Physical Education	Year 1	Describe how respectful and empathetic behaviours build positive relationships.
The Arts (Music)	Year 1	Share music ideas and perform music to communicate meaning to an audience.
The Arts (Visual Arts)	Year 1	Use materials, techniques and technologies to make artworks that represent ideas.



Resources Required

- A large chart with the lyrics and simple picture icons for the "Kindness Ripple" song.
- An upbeat, simple backing track or a small instrument (like a ukulele or guitar) to accompany the song.
- A pre-printed "Kindness Ambassador" certificate for each student.
- "Special" craft supplies for decorating the certificates: gold and silver markers, shiny stickers, etc.
- A picture book about celebrating success or finishing a journey (e.g., *Oh, the Places You'll Go!* by Dr. Seuss).

Skills

- Memory and Recall
- Singing and Rhythm
- Fine motor skills
- Self-esteem and Pride

Teacher Preparation

- Prepare the song chart with lyrics and picture cues.
- Print the "Kindness Ambassador" certificates.
- This final lesson is a celebration. The tone should be joyful, proud, and full of positive reinforcement. It's a chance to praise the students for their wonderful journey of learning about kindness and to leave them with a lasting, happy memory of the unit.

Additional Information

This lesson has been created as part of [Donate Buddies](https://www.donatebuddies.com.au), a program designed to help young children explore kindness, sharing, and the importance of helping others. By introducing these concepts in a fun, age-appropriate, and engaging way, children begin to understand the power of kindness and how their actions can make a big difference.

Organ, eye, and tissue donation is a real-life example of this kindness, where one person can help save the lives of many others. While most people can donate tissue, only a small number of people who pass away in hospitals can become organ donors. One organ donor alone can save up to seven lives and help many more people through eye and tissue donation.

