

The Kind Choice Club

(Year 1 - Ages 6-7):

Lesson 6 of 9

Lesson Summary

This lesson introduces the important ethical concept that helping is a choice, and that making a kind choice is a powerful and positive action. Students will explore simple, relatable scenarios to understand the difference between choosing to help and choosing not to. The lesson frames kindness as a "club" that everyone can join by making good choices. It reinforces that the gift of donation is the ultimate "kind choice" a family can make to help another family in need.

Learning Intentions

Students will

- Understand that being a helper is a choice we can make.
- Identify the difference between a helpful and an unhelpful choice.
- Understand that the gift of donation is a special and kind choice a family makes.

Success Criteria

Students can

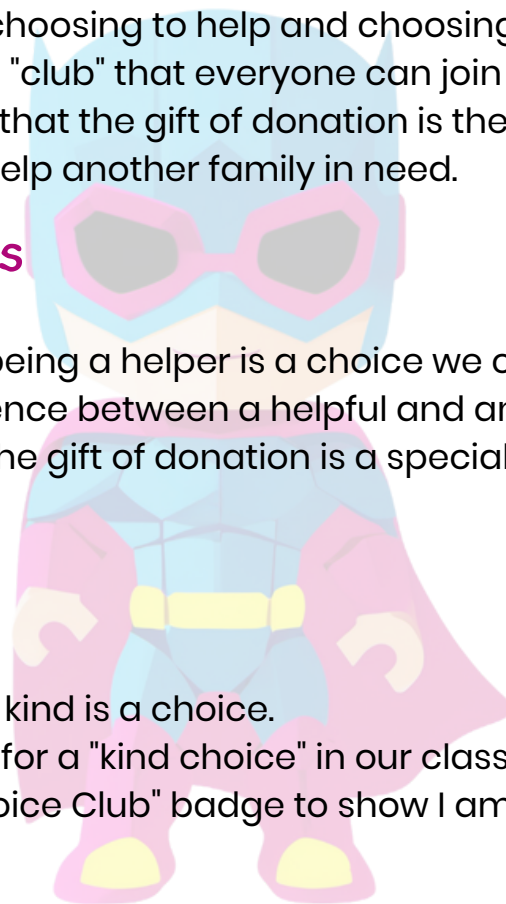
- Explain that being kind is a choice.
- Show how to vote for a "kind choice" in our class activity.
- Design a "Kind Choice Club" badge to show I am a member.

Lesson Details

Time:	30 minutes
Year Level:	Year 1 (Ages 6-7)
Unit:	This is Lesson 6 of 9 in the series.
Educational Partner:	This lesson is adapted from resources provided by DonateLife

General Capabilities


Personal and Social Capability, Ethical Understanding, Critical and Creative Thinking.



Lesson Guides and Printables

Lesson Plan

[Download PDF](#)



The Kind Choice Club
(Year 1 - Ages 6-7):
Lesson 6 of 9

Lesson Overview

Lesson Title: The Kind Choice Club
Year Level: Year 1 (Ages 6-7)
Lesson Duration: 30 minutes
Key Focus Areas: Understanding kindness, helping, and the positive impact of our actions.
Curriculum Links: Australian Curriculum - Health and Physical Education (Foundation)
• ACHEP202: Describe how respect, empathy and compassion can be expressed to build positive relationships.
• ACCEP203: Explain how and why people make rules and the consequences of rules not being followed.
• ACCEP202: Use materials, techniques and technologies to explore art making, and represent ideas and experiences.

Learning Intentions

- Understand that being a helper is a choice we can make.
- Identify the difference between a helpful and an unhelpful choice.
- Understand that the gift of donation is a special and kind choice a family makes.


Success Criteria

- Explain that being kind is a choice.
- Show how to vote for a "kind choice" in our class activity.
- Design a "Kind Choice Club" badge to show I am a member.

Page 1 of 5

Student Worksheet

[Download PDF](#)



The Kind Choice Club
(Year 1 - Ages 6-7):
Lesson 6 of 9

Name: _____ Class: _____

Student Worksheet


Activity: Design your club badge!

Task: You're invited to join The Kind Choice Club! Decorate your very own club badge. Draw symbols of kindness, like a helping hand, a smiling face, or a big heart.

Page 1 of 1

Teacher Content Info

[Download PDF](#)



The Kind Choice Club
(Year 1 - Ages 6-7):
Lesson 6 of 9

Name: _____ Class: _____

Teacher Preparation

Introduction for Teachers

This lesson adapts the highly complex theme of "Debating Consent Systems" into an empowering and age-appropriate concept for Year 1 students making a kind choice. The lesson's goal is to introduce the foundational ethical idea that helping is a decision. We achieve this by creating a fun and inclusive metaphor of "The Kind Choice Club"—a club that everyone can join by choosing to be helpful and considerate.

Through storytelling and a physical interactive activity where students move to different sides of the room to "vote" on scenarios, the lesson explores the consequences of different choices in a non-judgmental way. This provides a crucial foundation for understanding that the gift of donation is not automatic; it is a special, brave, and loving choice that a family makes together.

Page 1 of 3



Curriculum Mapping and Links

Australian Curriculum (v9.0)

Subject	Strand	Content Descriptor
Health and Physical Education	Personal, Social and Community Health	AC9HP2P02 : Describe how respect, empathy and compassion can be expressed to build positive relationships.
Humanities and Social Sciences	Civics and Citizenship	AC9HSIK04 : Explain how and why people make rules and the consequences of rules not being followed.
The Arts (Visual Arts)	Creating	AC9AVA2C01 : Use materials, techniques and technologies to explore art making, and represent ideas and experiences.

Queensland Curriculum (QCAA)

Subject	Syllabus	Content Description
Health and Physical Education	Year 1	Describe how respectful and empathetic behaviours build positive relationships.
HASS	Year 1	Explain why rules are important in communities.
The Arts (Visual Arts)	Year 1	Use materials, techniques and technologies to make artworks that represent ideas.



Resources Required

- A picture book about making choices or consequences (e.g., What If Everybody Did That? by Ellen Javernick).
- Two large signs for the classroom walls: one with a green tick that says "Kind Choice," and one with a red cross that says "Think Again."
- A worksheet for each student with a large shield or badge outline.
- Crayons, markers, and stickers.
- A special "Kind Choice Club Member" sticker for each student.

Skills

- Decision-making
- Empathy
- Understanding consequences
- Communication

Teacher Preparation

- Put up the "Kind Choice" and "Think Again" signs on opposite sides of the room.
- Have the "Club Badge" worksheets ready.
- This lesson is the Year 1 equivalent of learning about consent. It is crucial to frame it in an empowering and positive way. The "Kind Choice Club" makes being considerate and helpful a desirable and inclusive group to be a part of. The focus is on celebrating the positive power of choosing to say "yes" to helping.

Additional Information

This lesson has been created as part of Donate Buddies, a program designed to help young children explore kindness, sharing, and the importance of helping others. By introducing these concepts in a fun, age-appropriate, and engaging way, children begin to understand the power of kindness and how their actions can make a big difference.

Organ, eye, and tissue donation is a real-life example of this kindness, where one person can help save the lives of many others. While most people can donate tissue, only a small number of people who pass away in hospitals can become organ donors. One organ donor alone can save up to seven lives and help many more people through eye and tissue donation.

