

# Stepping into Someone Else's Shoes

(Year 2 - Ages 7-8):

## Lesson 1 of 9

### Lesson Summary

This introductory lesson for Year 2 explores empathy—the "why" behind kindness. Using the powerful and physical metaphor of "stepping into someone else's shoes," students will learn to consider situations from another person's perspective and imagine how they might be feeling. Through an interactive shoe activity, storytelling, and a "thought bubble" worksheet, students will discover that understanding another's feelings is the first step in choosing to be kind, and that this is the ultimate motivation for the gift of donation.

### Learning Intentions

Students will .....

- Understand what empathy means (trying to feel what someone else feels).
- Consider situations from another person's point of view.
- Recognise that empathy is a key reason why people choose to help others.

### Success Criteria

Students can .....

- Explain what it means to "step into someone else's shoes."
- Give an example of how someone else might feel in a situation.
- Write or draw a kind thought for someone in a "thought bubble."

### Lesson Details

Time:	30 minutes
Year Level:	Year 2 (Ages 7-8)
Unit:	This is Lesson 1 of 9 in the series.
Educational Partner:	This lesson is adapted from resources provided by DonateLife

### General Capabilities

Personal and Social Capability, Ethical Understanding, Literacy, Critical and Creative Thinking


Page 1 of 4



# Lesson Guides and Printables

## Lesson Plan

[Download PDF](#)



**Stepping into Someone Else's Shoes**  
(Year 2 - Ages 7-8)  
Lesson 1 of 9

**Lesson Overview**

Lesson Title: Stepping into Someone Else's Shoes  
Year Level: Year 2 (Ages 7-8)  
Lesson Duration: 30 minutes  
Key Focus Areas: Understanding empathy and the reasons for helping others.  
Curriculum Links: Australian Curriculum - Health and Physical Education (Foundation)  
• ACSEU2204 Describe and demonstrate how to show respect for others' rights, feelings, opinions and need for privacy.  
• ACSEU2205 Identify the audience and purpose of imaginative, informative and persuasive texts.  
• ACMA2202 Use the elements of drama to shape character, voice and movement in devised and scripted drama

**Learning Intentions**

- Understand what empathy means (trying to feel what someone else feels).
- Consider situations from another person's point of view.
- Recognise that empathy is a key reason why people choose to help others.


**Success Criteria**

- Explain what it means to "step into someone else's shoes."
- Give an example of how someone else might feel in a situation.
- Write or draw a kind thought for someone in a "thought bubble."

Page 1 of 5

## Student Worksheet

[Download PDF](#)



**Stepping into Someone Else's Shoes**  
(Year 2 - Ages 7-8)  
Lesson 1 of 9

Name: \_\_\_\_\_ Class: \_\_\_\_\_

**Student Worksheet**


Activity: What is your kind thought?

Task: Look at the person below. Imagine how they might be feeling in the thought bubble, write or draw a kind thought for them, or a kind thing you could say or do.

Page 1 of 1

## Teacher Content Info

[Download PDF](#)



**Stepping into Someone Else's Shoes**  
(Year 2 - Ages 7-8)  
Lesson 1 of 9

Name: \_\_\_\_\_ Class: \_\_\_\_\_

**Teacher Preparation**

Introduction for Teachers

This lesson introduces the core theme for the Year 2 unit: empathy, the fundamental motivation for kindness and altruism. We adopt the complex theme of "Motivation to Give" into a tangible and interactive concept for this age group: "Stepping into Someone Else's Shoes." The goal is to move students beyond simply identifying kind acts to understanding why people choose to be kind.

The lesson is anchored in a physical metaphor—exploring different shoes and imagining the lives of their owners. This makes the abstract concept of perspective-taking concrete and memorable. This foundational understanding of empathy is crucial for later lessons, as it provides the emotional "why" behind the compassionate choice a family makes to consent to organ and tissue donation.

Page 1 of 4



# Curriculum Mapping and Links

## Australian Curriculum (v9.0)

Subject	Strand	Content Descriptor
Health and Physical Education	Personal, Social and Community Health	<a href="#">AC9HP2P04</a> : Describe and demonstrate how to show respect for others' rights, feelings, opinions and need for privacy.
English	Literacy	<a href="#">AC9E2LY03</a> : Identify the audience and purpose of imaginative, informative and persuasive texts.
The Arts (Drama)	Creating	<a href="#">AC9ADR2C01</a> : Use the elements of drama to shape character, voice and movement in devised and scripted drama

## Queensland Curriculum (QCAA)

Subject	Syllabus	Content Description
Health and Physical Education	Year 2	Describe how to show respect for others' rights and feelings.
English	Year 2	Identify the purpose and audience of imaginative, informative and persuasive texts
The Arts (Drama)	Year 2	Use elements of drama to build belief in character and situation.



## Resources Required

- A collection of different pairs of shoes (e.g., large work boots, fancy party shoes, tiny baby shoes, sports sneakers).
- A picture book about empathy or seeing another's perspective (e.g., *I Am Human: A Book of Empathy* by Susan Verde or *The Day the Crayons Quit* by Drew Daywalt).
- A worksheet for each student with a picture of a person and a large, empty "thought bubble" next to them.
- Pencils, crayons, and markers.

## Skills

- Empathy
- Perspective-taking
- Critical thinking
- Communication
- Inference

## Teacher Preparation

- Gather the collection of shoes for the introductory activity.
- Have the "thought bubble" worksheets ready.
- The core of this lesson is the physical metaphor of stepping into someone else's shoes. This makes the abstract concept of empathy tangible. This lesson builds a direct bridge to the motivation for donation: it comes from a place of deep empathy—understanding the needs of another person and their family, and making a compassionate choice to help.

## Additional Information

This lesson has been created as part of Donate Buddies, a program designed to help young children explore kindness, sharing, and the importance of helping others. By introducing these concepts in a fun, age-appropriate, and engaging way, children begin to understand the power of kindness and how their actions can make a big difference.

Organ, eye, and tissue donation is a real-life example of this kindness, where one person can help save the lives of many others. While most people can donate tissue, only a small number of people who pass away in hospitals can become organ donors. One organ donor alone can save up to seven lives and help many more people through eye and tissue donation.

